

TRANSPARENCY
(OPEN BUDGET INDEX)

34

OUT OF 100

The Government of Trinidad and Tobago provides the public with **minimal** budget information.

PUBLIC PARTICIPATION

27

OUT OF 100

The Government of Trinidad and Tobago is **weak** in providing the public with opportunities to engage in the budget process.

BUDGET OVERSIGHT

67

OUT OF 100

BY LEGISLATURE
Budget oversight by the legislature in Trinidad and Tobago is **adequate**.

75

OUT OF 100

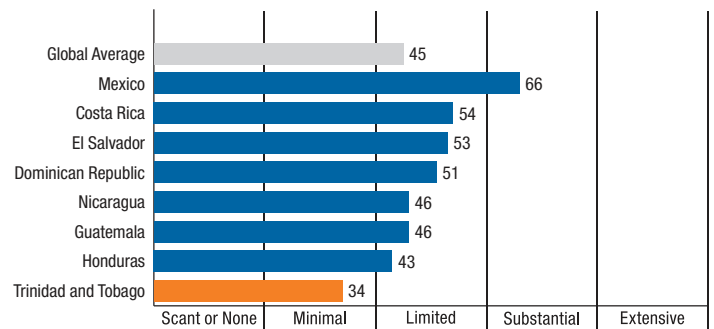
BY AUDIT
Budget oversight by the supreme audit institution in Trinidad and Tobago is **adequate**.

TRANSPARENCY (OPEN BUDGET INDEX)

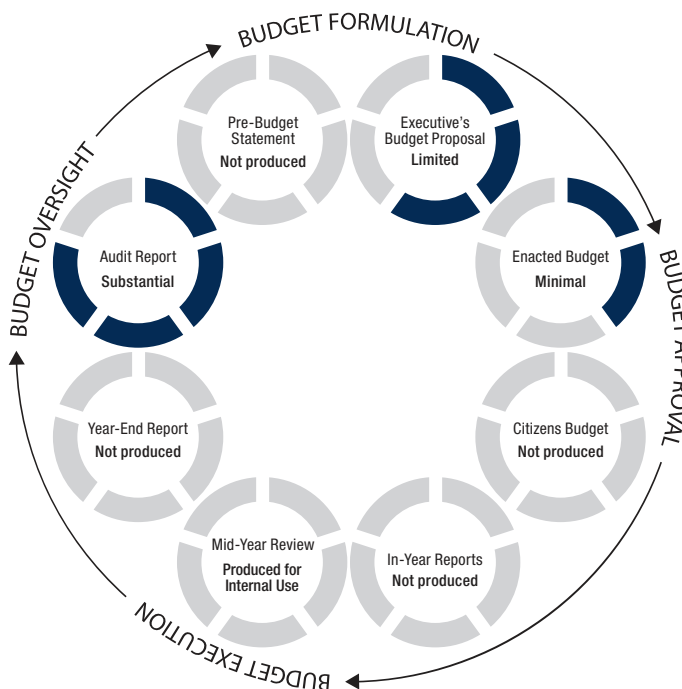
Drawing on internationally accepted criteria developed by multilateral organizations, the Open Budget Survey uses 109 indicators to measure budget transparency. These indicators are used to assess whether the central government makes eight key budget documents available to the public in a timely manner and whether the data contained in these documents are comprehensive and useful.

Each country is given a score out of 100 which determines its ranking on the Open Budget Index – the world’s only independent and comparative measure of budget transparency.

Regional Comparison

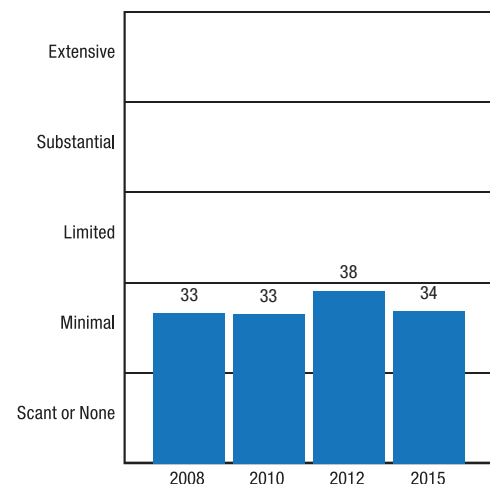


Usefulness of Budget Information Throughout the Budget Cycle



Trinidad and Tobago’s score of 34 out of 100 is substantially lower than the global average score of 45.

Change in Transparency Over Time



Note: The following categories are used to report the usefulness of each document:

Not produced, Published Late, Internal Use, Scant, Minimal, Limited, Substantial, or Extensive.

TRANSPARENCY (OPEN BUDGET INDEX)

The Availability of Budget Documents Over Time

Document	2008	2010	2012	2015
Pre-Budget Statement	●	●	●	●
Executive's Budget Proposal	●	●	●	●
Enacted Budget	●	●	●	●
Citizens Budget	●	●	●	●
In-Year Reports	●	●	●	●
Mid-Year Review	●	●	●	●
Year-End Report	●	●	●	●
Audit Report	●	●	●	●

● Not produced/published late ● Produced for internal use ● Published

Moreover, the Government of Trinidad and Tobago has failed to make progress in the following ways:

- Not making the Mid-Year Review available to the public.
- Not producing a Pre-Budget Statement, Citizens Budget, In-Year Reports, or Year-End Report.
- Publishing an Enacted Budget that only contains minimal budget information.

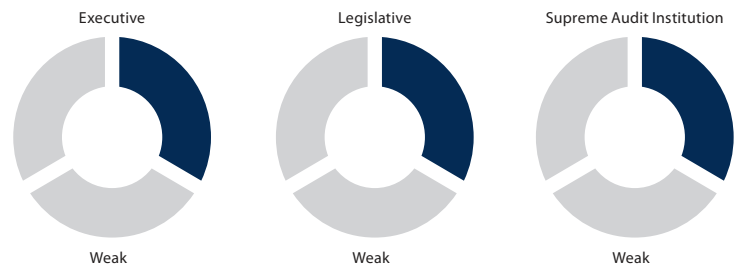
Trinidad and Tobago's score of 34 on the 2015 Open Budget Index is largely the same as its score in 2012.

PUBLIC PARTICIPATION

Evidence suggests that transparency alone is insufficient for improving governance, and that public participation in budgeting can maximize the positive outcomes associated with greater budget transparency.

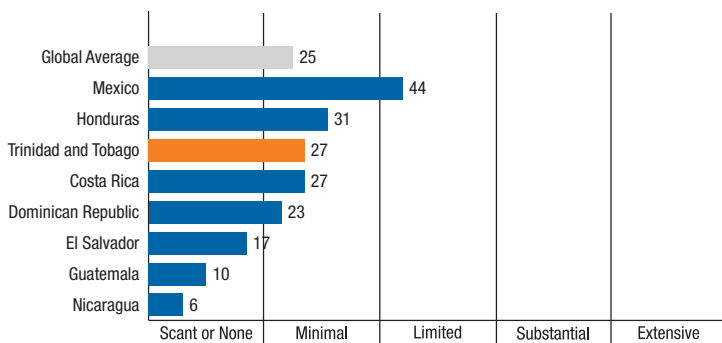
To measure public participation, the Open Budget Survey assesses the degree to which the government provides opportunities for the public to engage in budget processes. Such opportunities should be provided throughout the budget cycle by the executive, the legislature, and the supreme audit institution.

Elements of Public Participation



Trinidad and Tobago's score of 27 out of 100 indicates that the provision of opportunities for the public to engage in the budget process is **weak**. This is higher than the global average score of 25.


Regional Comparison



BUDGET OVERSIGHT

The Open Budget Survey examines the extent to which legislatures and supreme audit institutions are able to provide effective oversight of the budget. These institutions play a critical role – often enshrined in national constitutions – in planning budgets and overseeing their implementation.

Oversight by the Legislature



The legislature provides **adequate** oversight both during the planning stage and the implementation stage of the budget cycle.

However, the Executive's Budget Proposal is not provided to legislators at least three months before the start of the budget year. Regular consultations on budget matters between the executive and the legislature do not take

place. Finally, in both law and practice, the legislature is not consulted prior to the virement of funds in the Enacted Budget or spending contingency funds that were not identified in the Enacted Budget.

Oversight by the Supreme Audit Institution



The supreme audit institution provides **adequate** budget oversight.

Under the law, it has full discretion to undertake audits as it sees fit. Moreover, the head of the supreme audit institution cannot be removed without legislative or judicial approval, which bolsters its independence. Finally, the supreme audit institution is provided with sufficient resources to fulfill its mandate but has a weak quality assurance system in place.

RECOMMENDATIONS

Improving Transparency

Trinidad and Tobago should prioritize the following actions to improve budget transparency:

- Publish a Mid-Year Review.
- Produce and publish a Pre-Budget Statement, Citizens Budget, In-Year Reports, and Year-End Report.
- Increase the comprehensiveness of the Executive's Budget Proposal by including more information on the classification of expenditures for future years and the classification of revenues for future years.

Improving Participation

Trinidad and Tobago should prioritize the following actions to improve budget participation:

- Provide detailed feedback on how public perspectives have been captured and taken into account.
- Hold legislative hearings on the budgets of specific ministries, departments, and agencies at which testimony from the public is heard.
- Establish formal mechanisms for the public to assist the supreme audit institution to formulate its audit program and participate in audit investigations.

Improving Oversight

Trinidad and Tobago should prioritize the following actions to strengthen budget oversight:

- Ensure the Executive's Budget Proposal is provided to legislators at least three months before the start of the budget year.
- In both law and practice, ensure the legislature is consulted prior to the virement of funds in the Enacted Budget and the spending of contingency funds that were not identified in the Enacted Budget.

METHODOLOGY

The Open Budget Survey uses internationally accepted criteria developed by multilateral organizations such as the International Monetary Fund (IMF), the Organisation for Economic Co-operation and Development (OECD), and the International Organisation of Supreme Audit Institutions (INTOSAI). It is a fact-based research instrument that assesses what occurs in practice through readily observable phenomena. The entire research process took approximately 18 months between March 2014 and September 2015 and involved about 300 experts in 102 countries. The Survey was revised somewhat from the 2012 version to reflect emerging developments in accepted good practice and to strengthen individual questions. A full discussion of these changes can be found in a technical note on the comparability of the Open Budget Index over time (see below).

Survey responses are typically supported by citations and comments. This may include a reference to a public document, an official statement by the government, or comments from a face-to-face interview with a government official or other knowledgeable party.

The Survey is compiled from a questionnaire completed for each country by independent budget experts who are not associated with the national government. Each country's questionnaire is then independently reviewed by an anonymous expert who also has no association to government. In addition, IBP invites national governments to comment on the draft results from the Survey and considers these comments before finalizing the Survey results.

Despite repeated efforts, IBP was unable to get comments on the draft Open Budget Questionnaire results from the Government of Trinidad and Tobago.

Research to complete this country's Open Budget Survey was undertaken by:

Malini Maharaj
Sustainable Economic Development Unit (SEDU)
Department of Economics
The University of the West Indies
St. Augustine
Trinidad W.I.
malini_maharaj@hotmail.com

Further Information

Visit www.openbudgetsurvey.org for more information, including:

- The Open Budget Survey 2015: Global Report
- Individual datasets for each of the 102 countries surveyed.
- A technical note on the comparability of the Open Budget Index over time.